

Three processes that will make your dream come true

Basic Straight

Basic operation

- Hair counseling**
- Pre-shampoo**
- Add Prova Liner 1**
Add Prova Liner 1A or 1B or 1C
*Wear gloves when you add them.
Give a space of 1-2 cm from hair root
Use ear cap for customer
- Exposure time**
Leave 5-20 minutes with wrapped.
- Softening check**
- Plain rinse**
- Dry & Hair iron**
After 90% dried, start hair iron processing.
*Temperature is lower than 180 Celsius.
*Be aware of burned.
- Intermediate treatment (Add Deo Acid)**
5 minutes exposure time with room temperature.
- Add Prova Liner 2**
- Exposure time**
10-15 minutes with room temperature
- Plain rinse**
- Finishing**

Premium Straight

Strong reduce frizzy hair operation.

- Hair counseling**
- Pre-shampoo**
- Add Prova Liner 1**
Add Prova Liner 1A or 1B or 1C
*Wear gloves when you add them.
Give a space of 1-2 cm from hair root
Use ear cap for customer
- Exposure time**
Leave 5-20 minutes with wrapped.
- Softening check**
- Plain rinse**
- Dry & Hair iron**
After 90% dried, start hair iron processing.
*Temperature is lower than 180 Celsius.
*Be aware of burned.
- Intermediate treatment (Add Stretto)**
15-20 minutes exposure time with room temperature and wrapped
Wear gloves when you add them.
Give a space of 1-2 cm from hair root
Use ear cap for customer
- Plain rinse**
- Add Prova Liner 2**
- Exposure time**
10-15 minutes with room temperature
- Plain rinse**
- Finishing**

Straight & Curl

Basically straight but C-curl on tip of hair operation.

- Hair counseling**
- Pre-shampoo**
- Add Prova Liner 1**
Add Prova Liner 1A or 1B or 1C
*Wear gloves when you add them.
Give a space of 1-2 cm from hair root
Use ear cap for customer
- Exposure time**
Leave 5-20 minutes with wrapped.
- Softening check**
- Plain rinse**
- Dry & Hair iron**
After 90% dried, start hair iron processing.
*Temperature is lower than 180 Celsius.
*Be aware of burned.
*Do not use hair iron at winding part.
- Hair tip winding**
Spray water to tip of hair and winding.
- Test curl**
After 5-10 minutes exposure time, test curl.
- Intermediate treatment (Add Deo Acid)**
5 minutes exposure time with room temperature.
- Add Prova liner 2**
For straight part, add Prova Liner 2
For curl part, add Prova liner 2 liquid
- Exposure time**
10-15 minutes exposure time with room temperature
If you use Prova Liner 2 liquid, Please add twice
- Plan rinse**
- Finishing**

*Do not use on melted hair or heat denatured hair.



MEMO

Tamaris.co.Ltd. (Address) www.tamaris.co.jp
 ●美容センター 〒604-8263 京都市中京区東堀川通三条上ル ☎(075)255-1800
 ●東京支店 〒165-0027 東京都中野区野方1-37-1 ☎(03)5343-3141
 ●仙台営業所 〒980-0801 仙台市青葉区木町通2丁目6番51号 北六フラッツ1F ☎(022)301-5051
 ●大阪支店 〒550-0002 大阪市西区江戸堀1-18-12 タマリスビル2F ☎(06)6441-3901
 ●名古屋営業所 〒460-0007 名古屋市中区新栄2丁目1番9号 雲竜フレックスビル西館7F706号 ☎(052)264-4602
 ●広島営業所 〒730-0847 広島市中区舟入南3丁目18-14 ☎(082)532-0634
 ●九州営業所 〒810-0073 福岡市中央区舞鶴1丁目2番26号 ☎(092)751-8860

タマリス代理店

TAMARIS

“I’m glad to have Straight permanent.”




Frizzy hair, it bothers me every single day.
Every morning is the biggest challenge.

One day, my fantastic hair artist suggested to me
“Prova Liner”. When I heard first time, I was
reluctant to try straight permanent, but hair artist
told me that “Don’t me worried, it will be natural
straight hair line.”

After straight permanent operation,
I saw myself in the mirror,
but I couldn’t find myself there. There was totally
different person in the mirror!
The hair touch is so different and I felt I want feel
my hair forever.

From now, no more challenge at every morning for me!
If I think about that, my smile come out naturally.
I felt that I’m really glad to try “Prova Liner”.
“Thank you so much” my hair artist.

“The magical Prova Liner”



Prova liner support modern women.

~Origin of Name~

The meaning of Prova is “challenge” in Italian.
Liner is “train”.

Women keep challenge to be more beautiful than now.
We’d love to support these modern women.

“Prova Liner” is named based on that thought.

“Happiness” is the standard thought for new straight permanent

Texture

Be considerate one's hair

【Compounding, rapeseed oil component】

Repair damage hole by Nano sized component.
To prevent hair burden,
gives natural glossy and pliability.

Straight

Able to choose process

【All cosmetics type】

You can choose the realization of hair forum control
by basic process and using Prova Liner ST
use process depend on which process the hair need.

hair curl

Hair form control

【Simultaneous operation】

Simultaneous operation of straight permanent
and tip of hair curl. Winding hair to rod
before adding 2nd liquid, it can make tip of
hair curl and hair forum control easily.

Odor

Reduction after operation's
disagreeable odor

【Support item】

By using Prova Liner ST,
Deo Acid, reduction
after operation's disagreeable odor.

LINE UP

Reducing Component : Cysteamine / Thioglycolic Acid

*The reducing component of 1C is only cysteamine.



Prova Liner
1A
500g
(Cosmetic)

Terminal or Healthy hair



Prova Liner
1B
500g
(Cosmetic)

Vellus or Damaged hair



Prova Liner
1C
500g
(Cosmetic)

Tip of hair or HI-damaged hair

Oxidative Component : Bromte

Support Item : Intermediate treatment



Prova Liner
2
500mL
(Cosmetic)



Prova Liner
2Liquid
400mL
(Cosmetic)

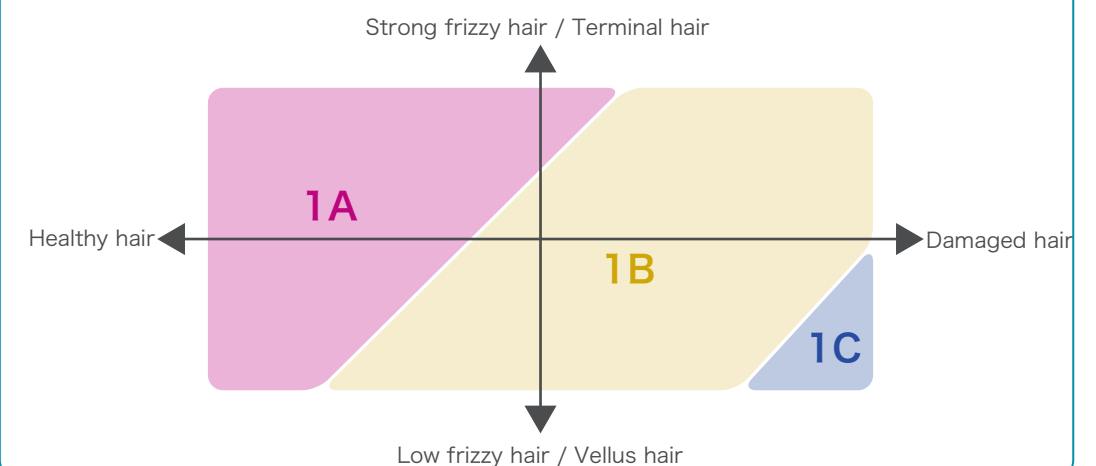


Prova Liner
Stretto
500g
(Cosmetic)



TAMARIS Deo Acid
1000mL
(Cosmetic)

Medicine Select Chart



“NEW Challenge” the secret of Prova Liner

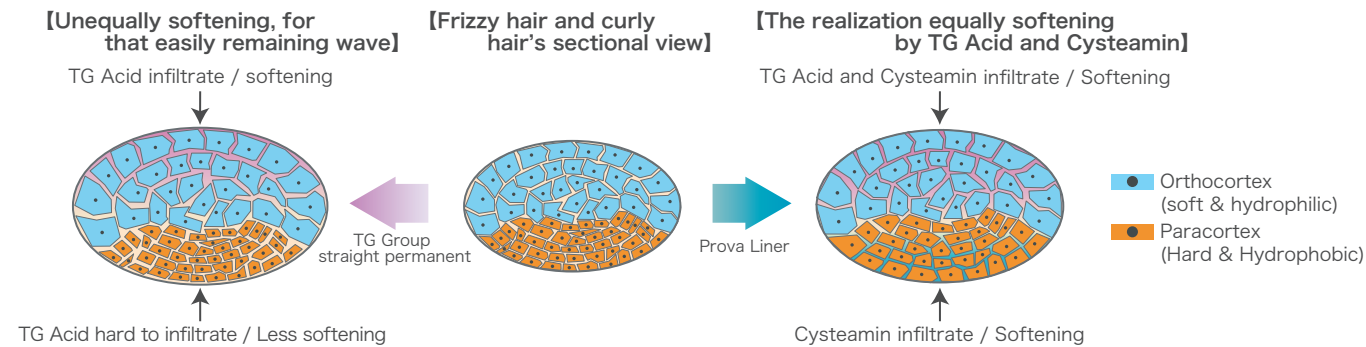


The realization equally softening by 2 different reducing components

Reducing component ((Hair softening component : Cysteamine / Thioglycolic Acid))

*The reducing component of 1C is only cysteamine.

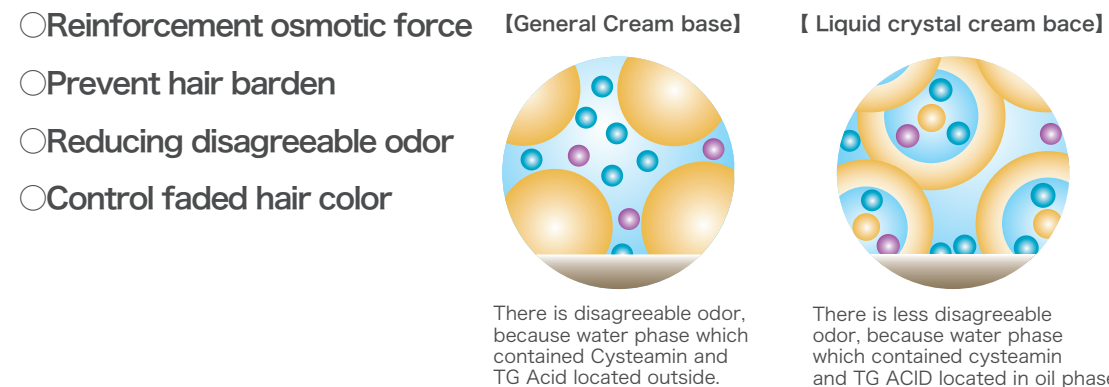
The realization equally softening to frizzy hair by 2 different types of reducing components such as Cysteamine and Thioglycolic Acid



Prevent hair burden by low swelling

Liquid crystal cream base

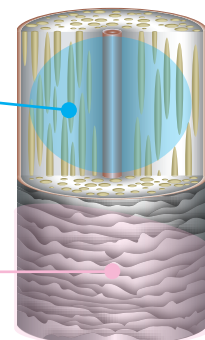
Using liquid cream base + cysteamine's infiltration, keep low alkalinity pH and low swelling implemented.



Repair surface and inner surface of hair

- Rapeseed derivation component (γ -Docosalacton) "Damage repair"
- Ceramide "Protect hair"
- Hyaluronic Acid, PCA-Na, Betaine "Moisturize"
- different types of Amino Acid *1 "Damage repair"
- Argan oil "Glossy"
- 18-MEA "Protect cuticle"

[Repair components effected image]



*1 Cystein, Glycine, Alanine, Proline, Serin, Threonin, Arginin, Lysine, Glutamic Acid



Choose by style

Bromate (Composition: Silk PPT[Glossy])

Prova Liner 2

➔ For Straight

It's cream, for that it's able to add from applicator. That gives you short application time.

Prova Liner 2 Liquid

➔ For Curl

It's liquid, for that it's able to use for rod winded hair.



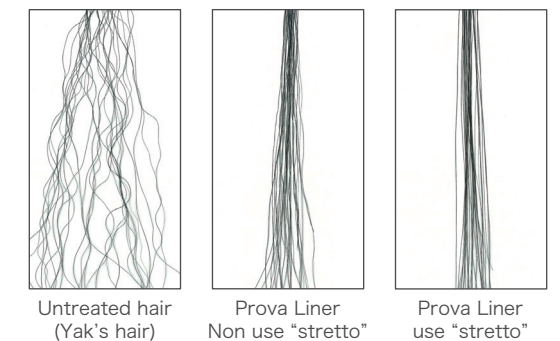
Improvement straight impression

Acidity gel

(Composition : Asparatic Acid, Lactic Acid "Moisturizer" / Chitosan "hair protection" / Squalan "Glossy" / Green tea extract "Healthy")

- Improvement straight impression
- Reduce residual odor
- Improve Feel of hair touch

Improve straight impression by Acid power. Realization high level straight permanent by ST component which is new idea, it does effect successful. Also, it reduce disagreeable odor.



※Please see last page for "Stretto" using process.

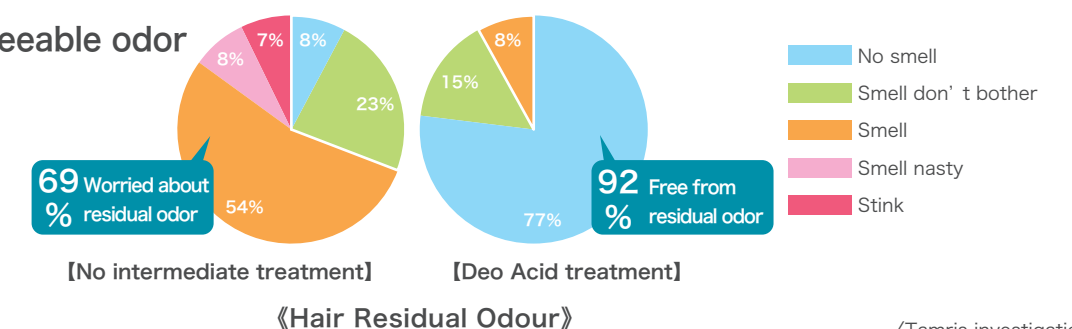


Reduction of after operation's disagreeable odor

Acid rinse

(Composition : Green tea extract "healthy" / Hematin "Healthy" / Cutric Acid "pH control" / Lactic Acid "Moisturize")

- Reduce disagreeable odor
- pH control



《Hair Residual Odour》 (Tamris investigation)

※All figures shown are images.